

Good morning

Tere hommikust 😊

Dzień dobry!



Paulina Milewska
Customer Consultant
Elsevier



Bartek Wieckowski
Research Intelligence Consultant
Elsevier




ELSEVIER

How to find a relevant journal?




Agenda

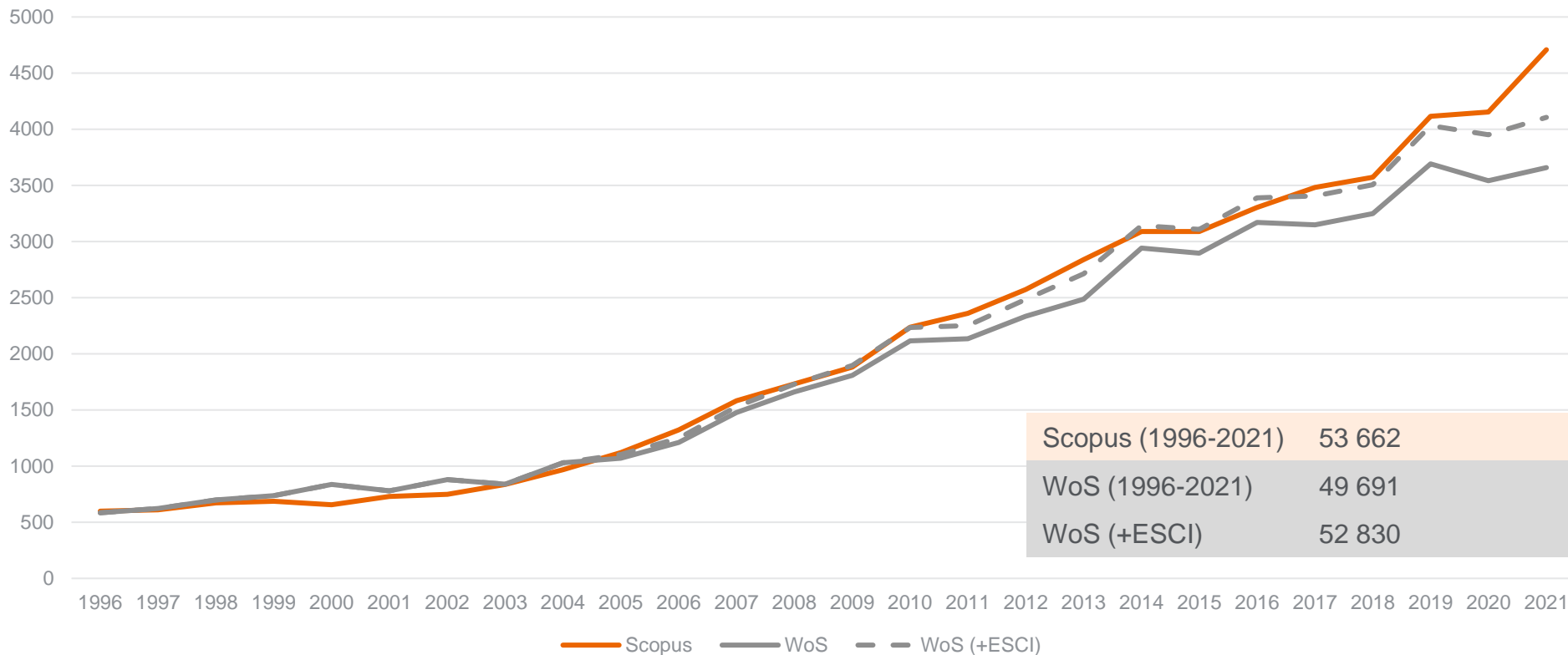
- Estonian research landscape – where are we?
- Why the right journal is important?
- What secrets Open Access publishing models cover?
- How to find a relevant journal for my next article?
- What tools can support me in my publishing challenges?



Estonian research landscape



Estonia – research output

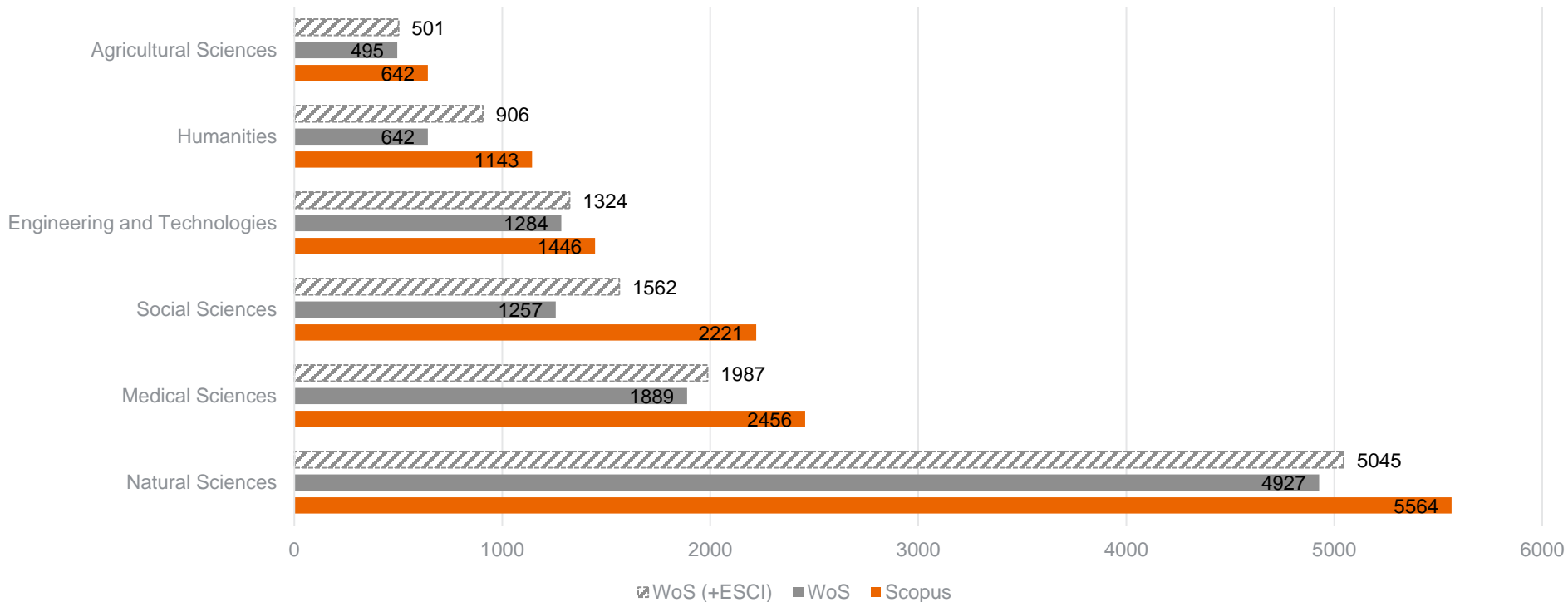


Scopus (1996-2021)	53 662
WoS (1996-2021)	49 691
WoS (+ESCI)	52 830

Annual publications output in Scopus and WoS for all publications affiliated to Estonian authors.

Source: Scopus, Web of Science, March 2023.

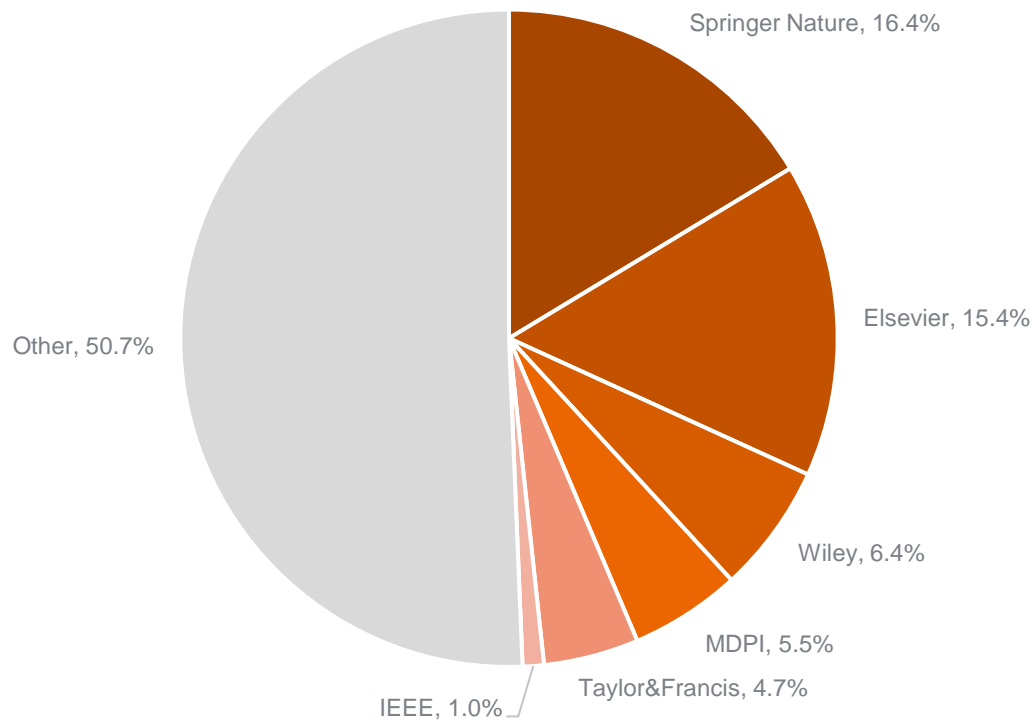
Estonia – research output in disciplines 2017-21



Cumulative publications output for all publications affiliated to Estonian authors in selected disciplines. Comparison between data available in WoS and SCOPUS (OECD classification).

Source: Scopus, Web of Science. March 2023

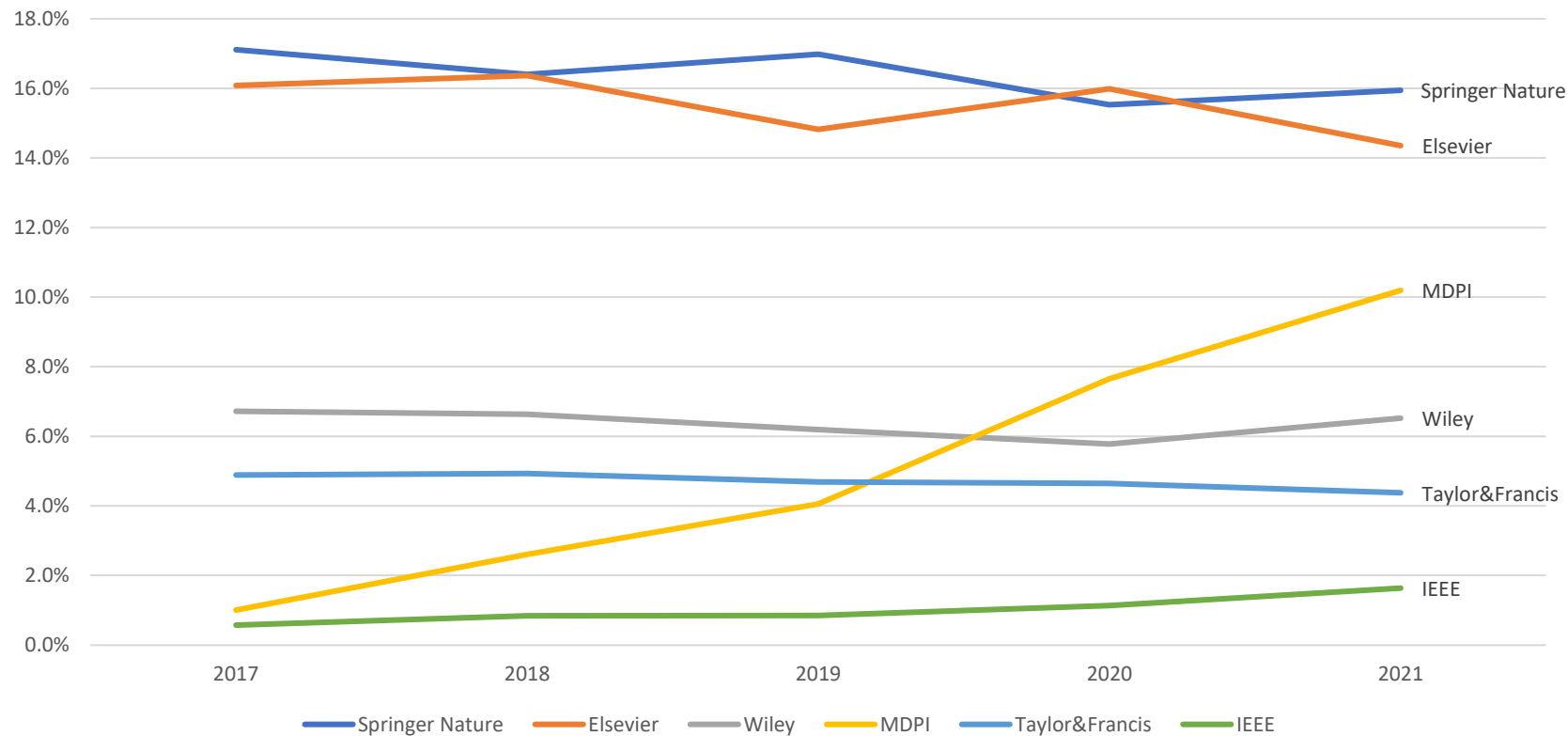
Estonia – research output by publishers 2017-21



Share of publications output for all publications affiliated to Estonian authors published by selected publishers.

Source: Scopus, March 2023

Estonia – share of top publishers 2017-21



Annual publications share by top publishers for all publications affiliated to Estonian authors.

Source: Scopus, March 2023.



Importance of choosing right journal



Publishing as a service: We add value to articles throughout the publication process



Selecting the right journal is important

- Quality
- Discoverability
- Visibility
- Impact
- Research assesment and evaluation

INVESTMENT

Selecting the right journal is important

The consequences of choosing a bad journal for good work:

- Monetary costs for the author/institution
- Reputational costs for the work and people involved
- Negative impact on rankings and research assessment
- Durability: no assurance of longevity of the paper
- Delisting of the journal by indexing services



<https://thinkchecksubmit.org>

Finding a journal

When you search for a journal, you will want to consider:



“Begin with the end in mind.”

—Stephen Covey, *The 7 Habits of Highly Effective People*



What is your **manuscript format**, e.g., original research article or review?



Do you want or need to publish **open access**?



Are you seeking a title with a **multidisciplinary/interdisciplinary** focus?



Do you want to publish with a **specific publisher**?




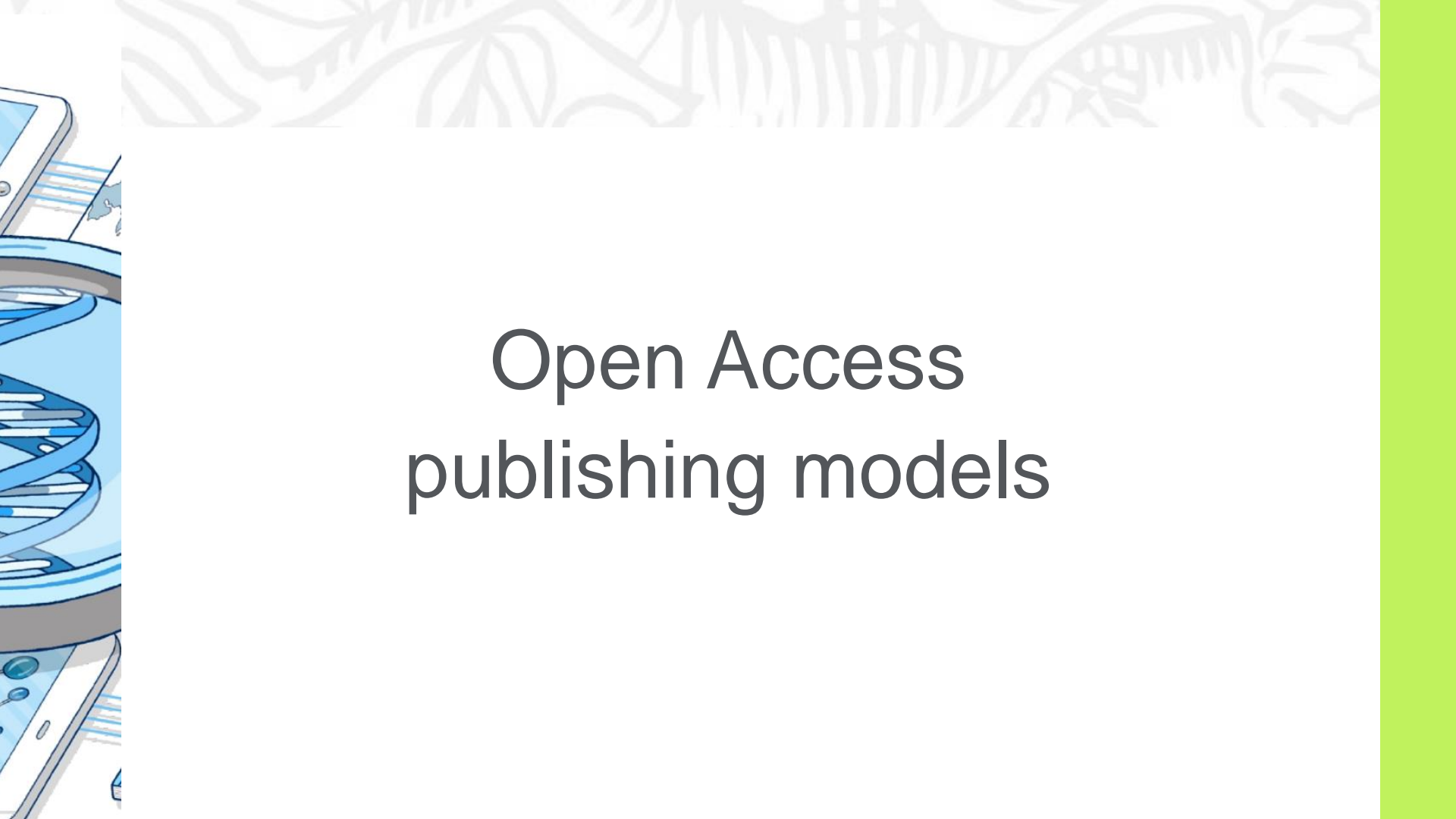
Are you publishing **research data or other outputs** alongside the article?

Evaluating a journal

7 key questions to consider as you evaluate the journals you have identified:

1. Is the manuscript the **right fit** for the journal?
2. Are there any **funder/institution mandates** to consider?
3. Is the journal visible in the **communities** you want to reach?
4. Is there a reasonable **chance of acceptance**?
5. Is the journal **indexed** in all the relevant databases?
6. What do the journal **metrics** reveal?
7. Is the journal **reputable**, including practicing robust peer review?





Open Access publishing models

Methods of dissemination

Traditional publishing

- Authors publish free of charge
- Institutions or individuals subscribe to journals

Open Access Publishing

- Author (or institution/funding agency) pays an article publication fee
- Article is made freely available to all online
- Some journals publish exclusively open access
- Other subscription journals offer open access options



Open access is enabled by...



Funders

Establishing open access policies and mandates



Institutions

Creating open access policies and repositories



Researchers

Being encouraged to publish research output open access



Publishers

Implementing open access options for researchers




Readers

Looking for additional ways to read research content



Governments

Deciding on open access policies and mandates





Plan S

Making full & immediate
Open Access a reality

[Plan S](#) [Principles & Implementation](#) [Services](#) [cOAlition S](#) [News](#)



[Resources](#) [FAQ](#) [Blog](#)



FAQ

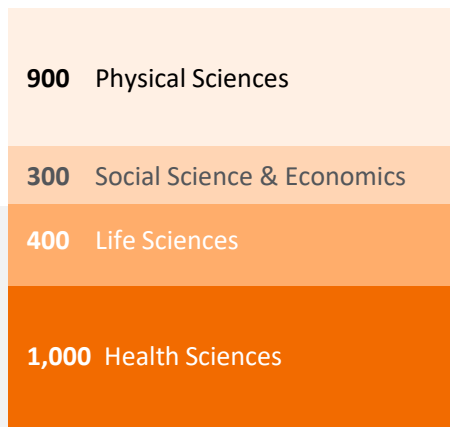
[Go back](#)

How does cOAlition S define an OA journal?

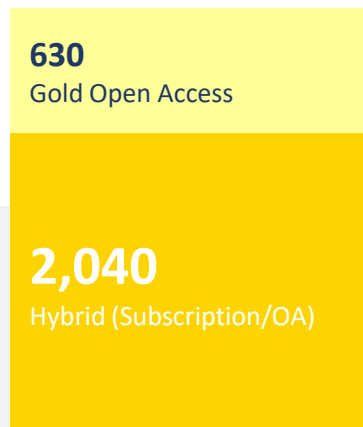
For the purposes of Plan S, an OA journal is one where all peer-reviewed research articles are openly available from the point of publication. Other content may be behind a paywall.

ELSEVIER. Offering ~2,700 journals to the research and health communities

journals per discipline



journals per publishing model



In 2021 Elsevier published:

- 119,000 gold OA articles
- 497,000 Subscription articles

Different shades of open access

- **Gold:** published under a CC license with publication costs covered by an Article Processing Charge (APC) either as Gold in full open access journals or Gold in hybrid journals.
 - **Green:** archived accepted manuscript of articles published under the subscription model, typically after a 6-24 months embargo period.
- Bronze:** publicly available to read without a CC license (e.g., Open Archives)
- **Platinum/Diamond/Subsidised:** published under a CC license with publication costs typically covered by a third party (e.g., the society, the university etc.) behind the journal.
 - **Black:** illegally stored final version of articles published under the subscription model

Copyright licenses at Elsevier

Authors publishing gold open access have a choice between two Creative Commons (CC) licenses: CC-BY and CC-BY-NC-ND. A license tells readers what they can and can't do with your article and ensures authors get credit for their work.

CC-BY: Attribution



This license lets others **distribute**, **remix**, **adapt**, and **build upon** your work, even commercially, as long as they **credit** you for the original creation. This is the most accommodating of all the CC licenses. Recommended for maximum dissemination and use of licensed materials.

CC-BY-NC-ND: Attribution- NonCommercial- NoDerivs



This license is the most restrictive of the CC licenses, only allowing others to **download** your works and **share** them with others as long as they **credit** you, but they can't change them in any way or use them commercially.

Source: 

<https://creativecommons.org>

Copyright licenses at Elsevier


Here are a few details about the implications of each license for an OA article:



User license	Authors' choice	Read, print, download	Redistribute or republish the final article	Translate the article	Download for text and data mining purposes	Reuse portions or extracts from the article in other works	Sell or reuse for commercial purposes
CC BY	34%	Yes	Yes	Yes	Yes	Yes	Yes
CC BY NC ND	66%	Yes	Yes	Yes (private use)	Yes	Yes	No

Open Access - useful links:

- Open access: <https://www.elsevier.com/open-access>
- Open access information for journal authors: <https://www.elsevier.com/authors/open-access>
- Open access licenses: <https://www.elsevier.com/about/policies/open-access-licenses>
- Article sharing policies: <https://www.elsevier.com/about/policies/sharing>
- Sample publishing agreement for articles published open access with
 - a commercial user license (CC BY):
https://www.elsevier.com/_data/assets/pdf_file/0020/1243181/CC-BY-JPLA_updated_March-2022.pdf
 - a non-commercial user license (CC BY-NC-ND):
https://www.elsevier.com/_data/assets/pdf_file/0009/1243188/CC-BY-NC-ND-JPLA_updated_March-2022.pdf
- Open science: <https://www.elsevier.com/open-science>



How to choose the right journal?

Seven ideas and how to use Elsevier tools
to help making a wise decision

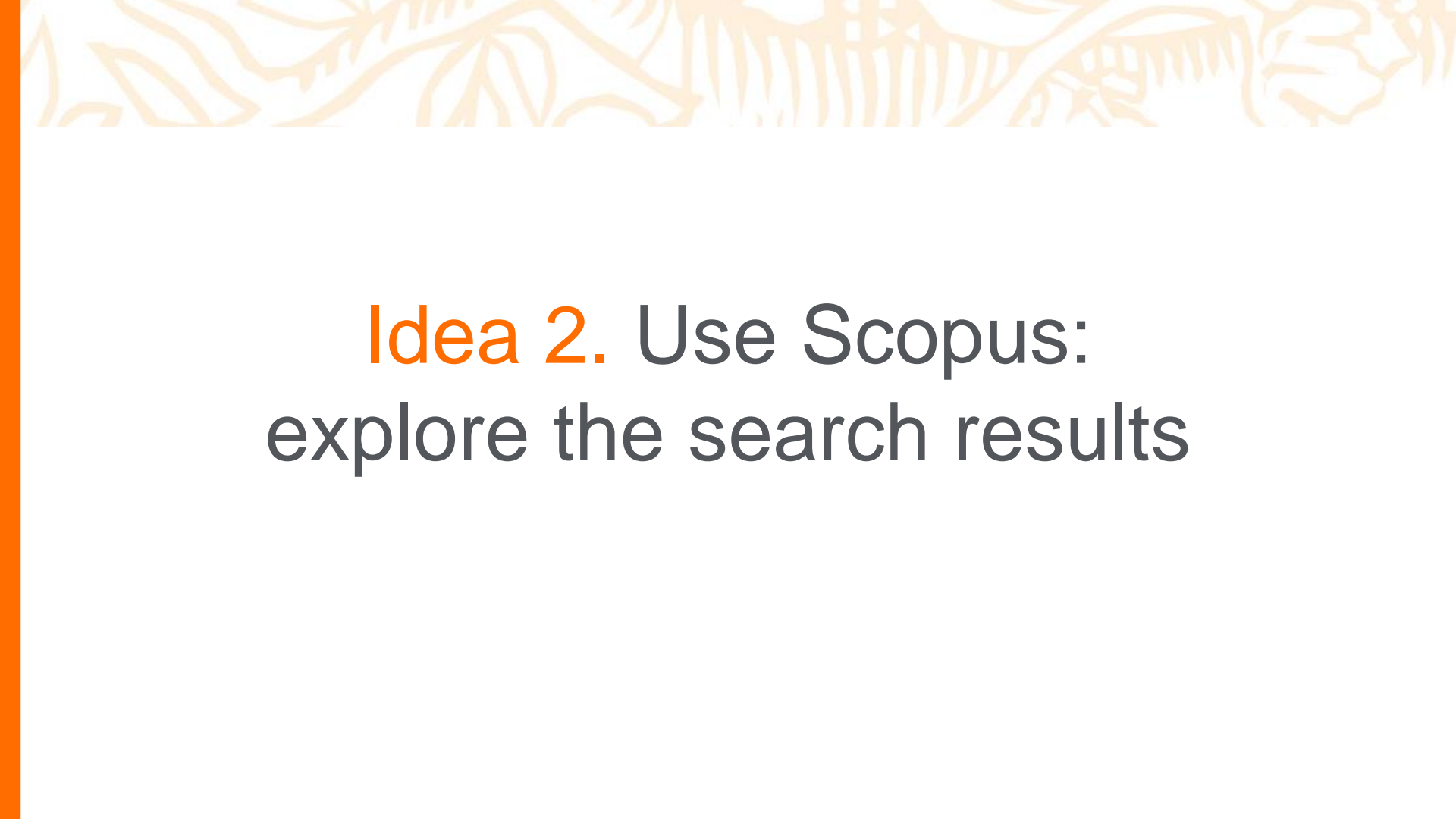




Idea 1: use your bibliography

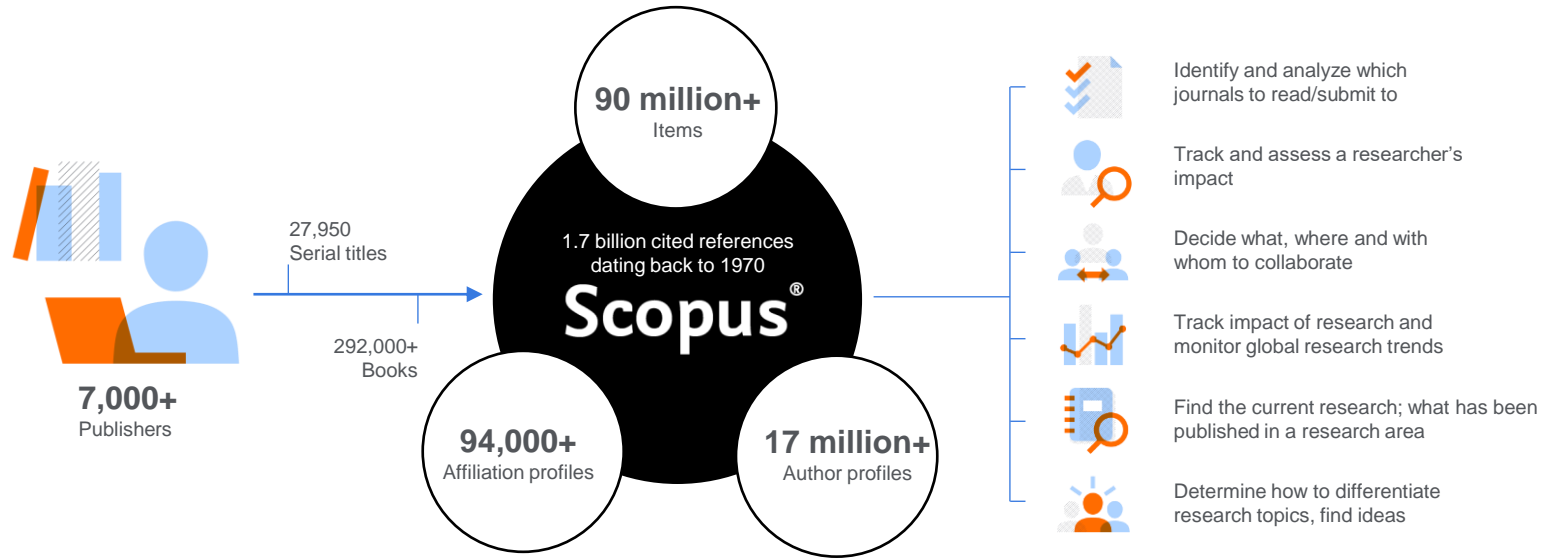
References

- Adger, W.N., Hughes, T.P., Folke, C., Carpenter, S.R., Rockstrom, J., 2005. Social-ecological resilience to coastal disasters. *Science* 309, 1036–1039. <https://doi.org/10.1126/science.1112122>.
- Amos, C.L., Al Rashidi, T., Rakha, K., El-Gamily, H., Nicholls, R., 2013. Sea surface temperature trends in the coastal ocean. *Curr. Dev. Geogr.* 6 (1), 1–13.
- Antipolis, S., 2001. *Urban Sprawl in the Mediterranean Region*. Mediterranean Blue Plan. <http://planbleu.org/sites/default/files/publications/urbsprawl1.pdf>, Accessed date: 20 May 2017.
- Araquelov, M.S., 2011. Geocological Division into Districts of the Coastal Territories of Tuapse Region on the Basis of the Indicator Approach, vol. 18. Scholar notes of Russian State Hydrometeorological University, pp. 170–172.
- Barbier, E.B., et al., 2008. Coastal ecosystem-based management with nonlinear ecological functions and values. *Science* 319, 321–323. <https://doi.org/10.1126/science.1150349>.
- Barreto, A., 2002. Social change in Portugal: 1960–2000. In: Costa Pinto, A. (Ed.), *Contemporary Portugal*. Columbia University Press, New York, pp. 159–181.
- Baztan, J., Chouinard, O., Jorgensen, B., Tett, P., Vanderlinden, J.-P., Vasseur, L., 2015. *Coastal Zones: Solutions for the 21st century*. Elsevier, pp. 376.
- Beach, D., 2002. Coastal Sprawl: the Effects of Urban Design on Aquatic Ecosystems in the United States. Pew Oceans Commission, Arlington, VA.
- Bell, S., Pea, A.C., Prem, M., 2013. Imagine coastal sustainability. *Ocean Coast. Manag.* 83, 39–51. <https://doi.org/10.1016/j.ocecoaman.2013.02.016>.
- Bezrukov, L.A., 2008. Continental-oceanic Dichotomy in the World Rankings. GEO, Novosibirsk.
- Bijlsma, L., Ehler, C.N., Klein, R.J.T., Kulshrestha, S.M., McLean, R.F., Mimura, N., Nicholls, R.J., Nurse, L.A., Perez Nieto, H., Stakhiv, E.Z., Turner, R.K., Warrick, R.A., 1995. Coastal zones and small islands. In: Watson, R.T., Zinyowera, M.C., Moss, R.H. (Eds.), *Climate Change 1995: Impacts, Adaptations and Mitigation of Climate Change: Scientific-technical Analyses*. Cambridge University Press, Cambridge, pp. 289–324.
- Bowen, B., Frankic, A., Davis, M., 2006. Human development and resources use in the coastal zone: influences on human health. *Oceanography* 19 (2), 62–71. <https://doi.org/10.5670/oceanog.2006.66>.
- Bulleri, F., Chapman, M.G., 2010. The introduction of coastal infrastructure as a driver of change in marine environments. *J. Appl. Ecol.* 47 (1), 26–35. <https://doi.org/10.1111/j.1365-2664.2009.01751.x>.
- Burbridge, P.R., 2004. A critical review of progress towards integrated coastal management in Baltic sea region, coastline Reports 2. In: In: Schernewski, G., Löser, N. (Eds.), *BaltCoast 2004 – Managing the Baltic Sea*. *Coastline Reports*, vol. 2. pp. 63–75. URL: <http://www.eucc-d.de/702.html>.
- Burke, L., Kura, Y., Kassem, K., Revenga, C., Spalding, M., McAllister, D., 2001. *Pilot Analysis of Global Ecosystems: Coastal Ecosystems*. World Resources Institute, Washington D.C., pp. 77.
- Cetin, M., Musaoğlu, N., Tanik, A., 2008. Multitemporal assessment of land-use change in a rapidly urbanizing coastal region in Turkey using remote sensing. *Environ. Eng. Sci.* 25 (6), 917–928. <https://doi.org/10.1089/ees.2006.0254>.
- University, Rostov-on-Don.
- El-Sabh, M., Demers, S., Lafontaine, D., 1998. Coastal management and sustainable development: from Stockholm to Rimouski. *Ocean Coast. Manag.* 39, 1–24. [https://doi.org/10.1016/S0964-5691\(98\)00009-X](https://doi.org/10.1016/S0964-5691(98)00009-X).
- Emerton, L., 2006. Counting Coastal Ecosystems as an Economic Part of Development Infrastructure. World Conservation Union, Colombo.
- European Commission, 2015. *Regions in the European Union: Nomenclature of Territorial Units for Statistics NUTS 2013/EU-28*. Publications Office of the European Union, Luxembourg. <http://ec.europa.eu/eurostat/documents/3859598/6948381/KS-GQ-14-006-EN-N.pdf>.
- European Communities, 2009. Nearly Half of the Population of EU Countries with a Sea Border is Located in Coastal Regions. Issue number 47/2009.
- Eurostat regional yearbook, 2012. *Focus on Coastal Regions*. <http://ec.europa.eu/eurostat/product?code=KS-HA-12-001-13&language=en>.
- Famoso, N., 1995. Sicily: a dialectic between coastal and inland areas. In: Cortesi, G. (Ed.), *Urban Change and the Environment. The Case of North-western Mediterranean*. Guerini, Milano, pp. 269–294.
- Fedorov, G.M., Mikhaylov, A.S., Kuznetsova, T.Yu., 2017. The influence of the sea on the economic development and settlement structure in the Baltic Sea region. *Balt. Reg.* 9 (2), 4–18. <https://doi.org/10.5922/2079-8555-2017-2-1>.
- Gallup, J.L., Sachs, J.D., Mellinger, A., 1999. Geography and economic development. *Int. reg. Sci. Rev.* 22 (2), 179–232.
- Grenon, M., Batisse, M. (Eds.), 1988. *Le Plan Bleu: Avenir du Bassin Méditerranéen*. Economica, Paris.
- Hinrichsen, D., 1990. *Our Common Seas: Coasts in Crisis*. Earthscan, London.
- Hinrichsen, D., 1996. Coasts in crisis. *Issues Sci. Technol.* 12 (4), 39–47.
- Izci, R., 2004. How to interpret sustainability in the Mediterranean. In: In: Xuereb, P.G. (Ed.), *The European Union and the Mediterranean: the Mediterranean's European Challenge*, vol. V. pp. 611–629. <http://www.ies.ee/edrc/pub/vol5/pdf/susdevmed01.pdf>.
- Kasanko, M., Barredo, J.I., Lavallo, C., McCormick, N., Demicheli, L., Sagris, V., Brezger, A., 2006. Are European cities becoming dispersed? A comparative analysis of fifteen European urban areas. *Landscape Urban Plan.* 77 (1–2), 111–130. <https://doi.org/10.1016/j.landurbplan.2005.02.003>.
- Kildow, J.T., McIlgorm, A., 2010. The importance of estimating the contribution of the oceans to national economies. *Mar. Policy* 34 (3), 367–374. <https://doi.org/10.1016/j.marpol.2009.08.006>.
- Kolosov, V.A., Zotova, M.V., Sebtsov, A.B., 2016. The barrier function of Russia's borders. *Reg. Res. Russ.* 6 (4), 395–405. <http://dx.doi.org/10.1134/S207997051604009>.
- Kurt, S., 2016. Analysis of temporal change taking place at the coastline and coastal area of the south coast of the Marmara Sea. *Gaziantep Univ. J. Soc. Sci.* 15 (3), 899–924. <https://doi.org/10.21547/jss.256696>.
- Lavrov, S.B., Salnikov, S.S., 1975. Industrial 'shift to the Sea' and the Formation of Port-Industrial Complexes. *Geography of the Oceans*, pp. 12–22 Materials of the VI Congress of the GO of the USSR.
- Leontidou, L., 1990. *The Mediterranean City in Transition*. pp. 296. Cambridge. <https://doi.org/10.1017/cbo9780511522208>.
- Makhnovsky, D., 2014. The coastal regions of Europe: economic development at the turn



Idea 2. Use Scopus:
explore the search results

Scopus uniquely combines a comprehensive, curated abstract and citation database with enriched data and linked scholarly content.



Quickly find relevant and trusted research, identify experts, and access reliable data, metrics and analytical tools to support confident decisions around research strategy – all from one database and one subscription.



Scopus

[Search](#) [Sources](#) [Lists](#) [SciVal](#) [Quick Link Test](#)



Start exploring

Discover the most reliable, relevant, up-to-date research. All in one place.

[Documents](#) [Authors](#) [Affiliations](#)

[Search tips](#)

Search within

Article title, Abstract, Keywords



Search documents *

"coastal zone" OR "coastal area" OR shoreline

Published from

2017



To

Present



Added to Scopus

Anytime



[+ Add search field](#) [Remove date range](#) [Advanced document search](#)

[Reset](#)

[Search](#)

Idea 2: explore the search results



Scopus

27,292 document results

Document type

- Article (21,855) >
- Conference Paper (3,496) >
- Review (823) >
- Book Chapter (781) >
- Conference Review (70) >
- Note (47) >
- Book (46) >
- Erratum (46) >
- Letter (32) >
- Editorial (31) >

View less

View all

Subject area

- Environmental Science (13,690) >
- Earth and Planetary Sciences (12,537) >
- Agricultural and Biological Sciences (8,243) >
- Engineering (3,687) >
- Social Sciences (3,326) >
- Energy (1,286) >
- Computer Science (1,210) >
- Biochemistry, Genetics and Molecular Biology (1,075) >
- Physics and Astronomy (900) >
- Medicine (719) >

View less


View all

Source title

- Journal Of Coastal Research (660) >
- Ocean And Coastal Management (569) >
- Marine Pollution Bulletin (526) >
- Estuarine Coastal And Shelf Science (377) >
- Remote Sensing (291) >
- Journal Of Coastal Conservation (181) >
- Frontiers In Marine Science (157) >
- Journal Of Geophysical Research Oceans (157) >
- Marine Geology (139) >
- Natural Hazards (134) >

View less

View all



Idea 3. Use Scopus:
explore the sources

Expert Curated content selection by the independent Content Selection & Advisory Board (CSAB)

Expert curation

There are
104,586*
active
scholarly
titles



Of which
47,519*
are peer-
reviewed



Scopus
indexes
24,600+



Curated
content

- › Titles on Scopus are rigorously reviewed and selected by an independent board of subject matter experts to include 52% of the world's peer-reviewed scholarly literature.

* Source: Ulrich's Web Global Serials Directory, February 15, 2019

- The **CSAB** is an independent board of subject experts from all over the world.
- Comprised of 17 Subject Chairs.
- Board members are chosen for their expertise in specific subject areas; many have (journal) Editor experience.
- Year round, the board members are responsible for reviewing all titles that are suggested to Scopus.



Transparent Scopus selection criteria for serial content

1) All titles should meet all technical criteria in order to be considered for Scopus review:

Peer-review

English title,
abstract, keywords

At least 2 years and
regular publication

Publication ethics
statement

2) Eligible titles are reviewed by the CSAB according to 14 selection criteria in 5 categories:

Journal Policy

Quality of Content

Journal Standing

Regularity

Online Availability

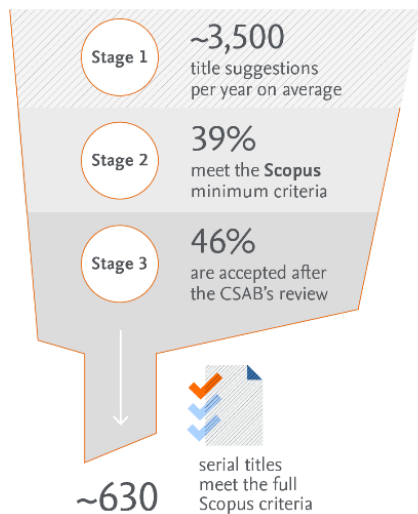
Serials include journals, book series or conference series.

Maintaining high-quality: Scopus rigorous re-evaluation process and criteria

- Less than half of the reviewed titles are selected for Scopus coverage.
- The Content Selection Advisory Board is selective and strict on quality.

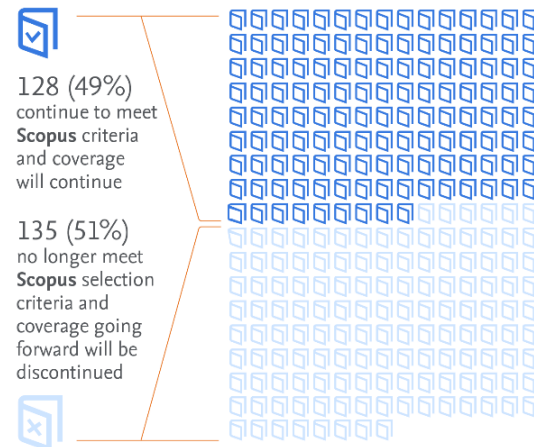
Strict quality & ethics selection criteria

The Scopus title selection criteria – our set of clear and transparent guidelines, in combination with reviews by our independent CSAB – ensure the quality of titles indexed meets consistently high standards.



Rigorous re-evaluation process

In the latest reevaluation exercise, 263 under-performing titles were re-evaluated by the Content Selection & Advisory Board



Idea 3: check the list our indexed journals



Scopus

Search Sources Lists SciVal Quick Link Test



Sources

Subject area



Enter subject area

Filter refine list

Apply

Clear filters

Display options

Display only Open Access journals

Counts for 4-year timeframe

No minimum selected

Minimum citations

Minimum documents

Citescore highest quartile

Show only titles in top 10 percent

1st quartile

2nd quartile

3rd quartile

4th quartile

- Chemistry
- Computer Science
- Decision Sciences
- Dentistry
- Earth and Planetary Sciences
 - Atmospheric Science
 - Computers in Earth Sciences
 - Earth and Planetary Sciences (miscellaneous)
 - Earth-Surface Processes
 - Economic Geology
 - General Earth and Planetary Sciences

Apply

[Download Scopus Source List](#) [Learn more about Scopus Source List](#)


View metrics for year: 2019

Citescore ↓	Highest percentile ↓	Citations 2016-19 ↓	Documents 2016-19 ↓	% Cited ↓
99% 1/331 Oncology		47 455	109	94
99% 1/275 Health (social science)		2 288	15	87
3 Nature Reviews Materials	99% 1/287 Materials Chemistry	23 868	193	96
4 Chemical Reviews	99% 1/398 General Chemistry	97 295	968	96

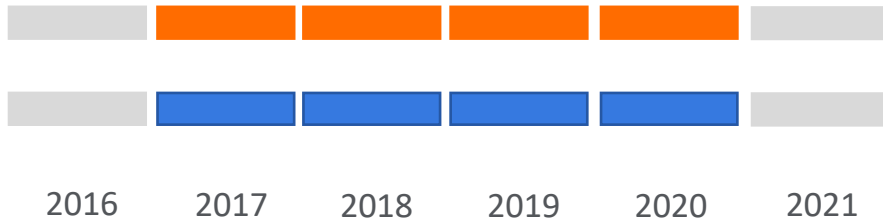


Idea 4. Use Scopus:
check the journal metrics

Bibliometric indicators: a basket of metrics



CiteScore



$$\text{CiteScore 2020} = \frac{\text{Citations between 2017 and 2020}}{\text{Documents published between 2017 and 2020}}$$

- This metric counts the citations received in past 4 years to **articles, reviews, conference papers, book chapters and data papers** published in the same timeframe, and divides this by the number of publications published in these 4 years.
- **The same documents** are included in the **nominator and denominator**.
- **The value depends on the discipline.**
- More than 24k journals and more than 700 book series have CiteScore.

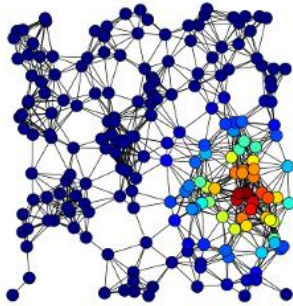
SNIP – Source Normalized Impact per Paper



Universiteit Leiden

- Developed by CWTS, **University of Leiden** in The Netherlands.
 - Measures **contextual citation impact** by weighting citations based on the **total number of citations in a subject field**.
 - The **impact** of a single **citation** is given **higher value** in subject **areas** where citations are **less likely**, and vice versa.
 - It's a **normalized parameter**, thus it allows to compare journals **across disciplines**.
-

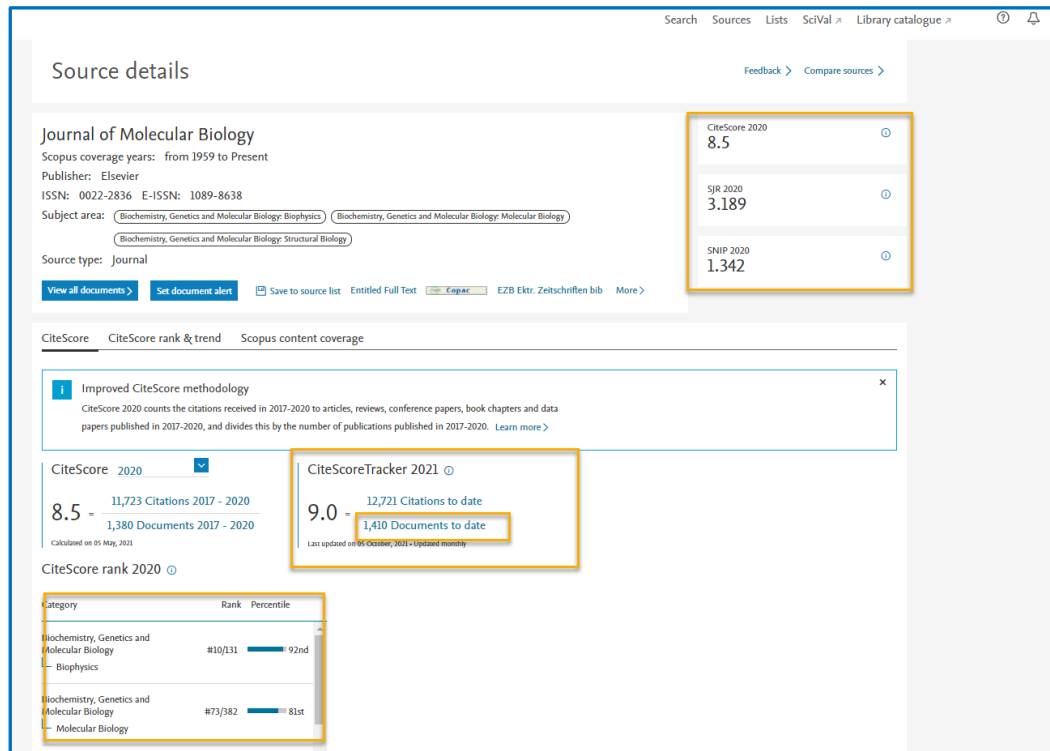
SJR – SCImago Journal Rank



SCIMAGO
L A B

- Developed by SCImago, Spain.
- A **prestige metric** that can be applied to journals, book series and conference proceedings.
- It bases on the **eigenvector network theory** – nodes may have different „value” or „weight”.
- With SJR, the **subject field, quality and reputation** of the journal have a **direct effect** on the **value of a citation**.

How the journal is performing? - CiteScore, SJR and SNIP



The screenshot shows the Scopus Source details page for the Journal of Molecular Biology. The page is divided into several sections:

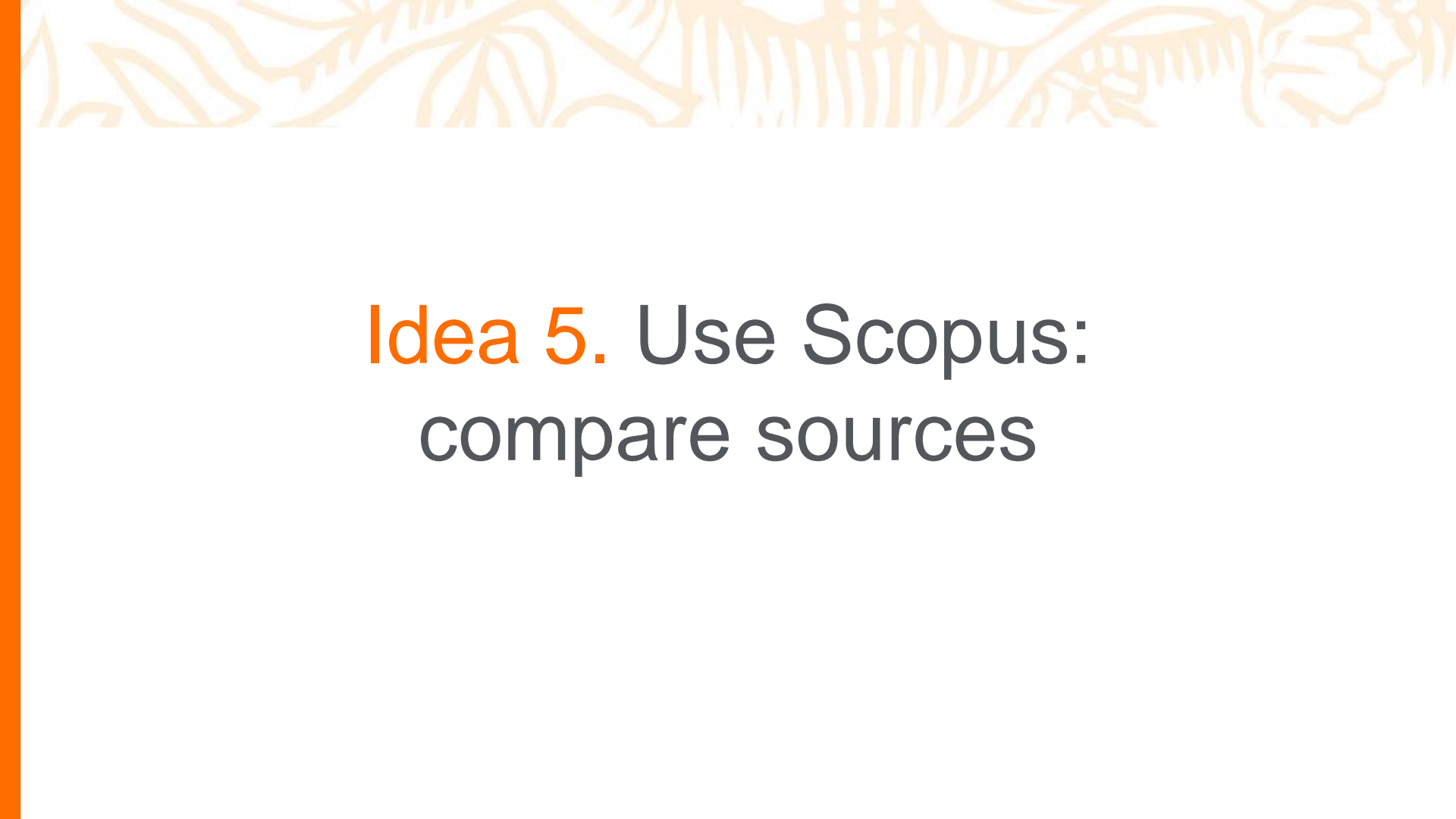
- Source details:** Journal of Molecular Biology, Scopus coverage years: from 1959 to Present, Publisher: Elsevier, ISSN: 0022-2836, E-ISSN: 1089-8638. Subject areas include Biochemistry, Genetics and Molecular Biology: Biophysics and Biochemistry, Genetics and Molecular Biology: Molecular Biology.
- Metrics:** CiteScore 2020: 8.5, SJR 2020: 3.189, SNIP 2020: 1.342.
- CiteScore Tracker 2021:** 9.0 (12,721 Citations to date, 1,410 Documents to date).
- CiteScore 2020:** 8.5 (11,723 Citations 2017 - 2020, 1,380 Documents 2017 - 2020).
- CiteScore rank 2020:** Rank #10/131 (92nd Percentile) for Biochemistry, Genetics and Molecular Biology - Biophysics; Rank #73/382 (81st Percentile) for Biochemistry, Genetics and Molecular Biology - Molecular Biology.

Step 1: From Scopus Sources, search for journal

Step 2: Check the annual journal metrics **CiteScore**, **SJR** and **SNIP**

Step 3: Check the **CiteScore Tracker**

In which category does the journal rank the highest?



Idea 5. Use Scopus:
compare sources

Compare up to 10 journals

Compare sources

[About compare sources calculations](#)

[Return to previous page](#) [Export](#) [Print](#) [Email](#)

Begin comparing sources

To start your comparison, search for sources and select which ones you want to compare.

Select up to 10 sources to compare

Selected sources: Biosensors and Bioelectronics Journal of Molecular Biology Annual Review of Biophysics Biomaterials Soft Robotics

[Remove all selections](#) [Chart](#) [Table](#)

Search by title, publisher, ISSN, and/or subject area

Source title

Enter title *

E.g., Cell, cancer

limit to

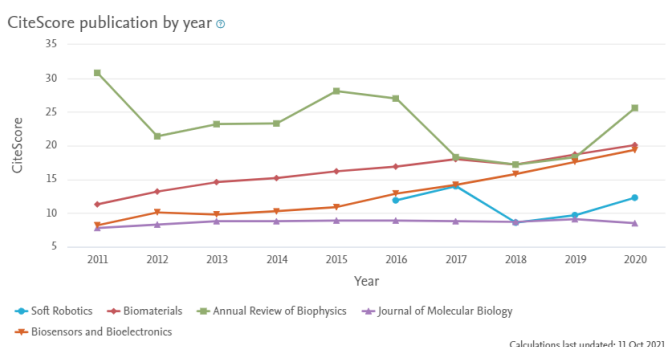
All subject areas

2 Search results

Source CiteScore

<input checked="" type="checkbox"/> Biosensors and Bioelectronics	19.4
<input type="checkbox"/> Biosensors and Bioelectronics: X	4.6

CiteScore publication by year



Year	Soft Robotics	Biomaterials	Annual Review of Biophysics	Journal of Molecular Biology	Biosensors and Bioelectronics
2011	8	11	31	8	8
2012	8	13	21	8	10
2013	8	14	23	8	10
2014	8	15	23	8	10
2015	8	16	28	8	11
2016	12	17	27	8	14
2017	14	18	18	8	14
2018	8	18	17	8	17
2019	9	19	18	8	18
2020	12	20	25	8	19

Calculations last updated: 11 Oct 2021

With the **Compare sources** option in Scopus, you can benchmark and understand the performance of chosen journals using the **CiteScore** annual value or other metrics.




Idea 6: navigate using
Topics and Topic clusters
(SciVal)

Idea 6: Topics and Topic clusters (SciVal)

Harvesters; Peanuts; Soil ✕

T.44583

Prominence percentile

 77.045

at the Estonian University of Life Sciences

Scholarly Output 19

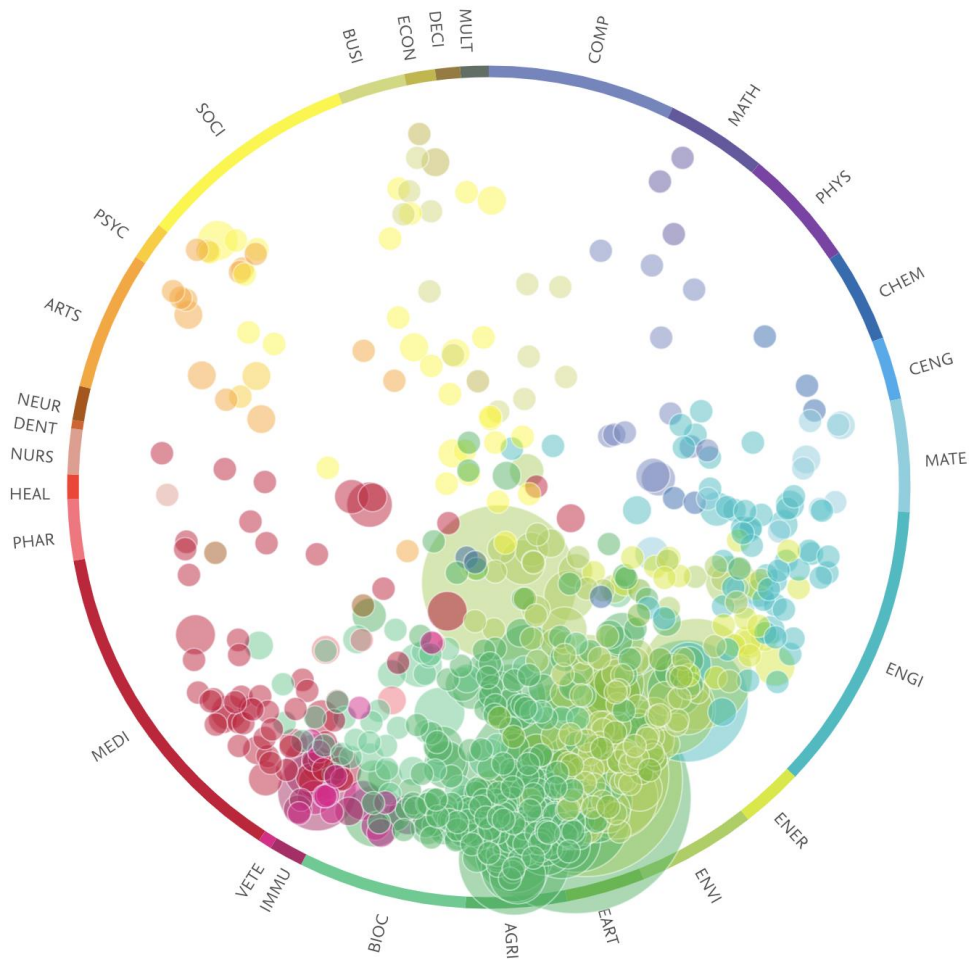
Publication share 10.67% ▲

[> Analyze in more detail](#)

Worldwide

Scholarly Output 178

[> Analyze in more detail](#)




Idea 6: Topics and Topic clusters (SciVal)

Harvesters; Peanuts; Soil ✕

T.44583

Prominence percentile

 77.045

at the Estonian University of Life Sciences

Scholarly Output 19

Publication share 10.67% ▲

[> Analyze in more detail](#)

Worldwide


Scholarly Output 178

[> Analyze in more detail](#)

Isoprene; Volatile Organic Compounds; Monoterpene ✕

T.3586

Prominence percentile

 96.888

at the Estonian University of Life Sciences

Scholarly Output 32

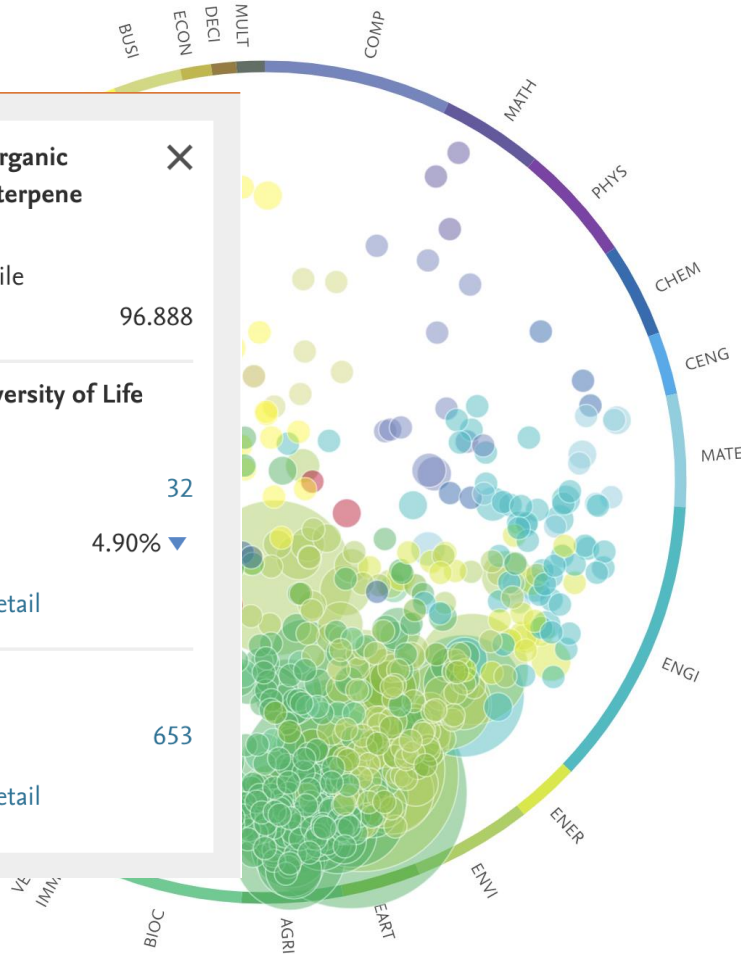
Publication share 4.90% ▼


[> Analyze in more detail](#)

Worldwide

Scholarly Output 653

[> Analyze in more detail](#)





Idea 7: use the **Elsevier
Journal Finder**
and check information
in ScienceDirect

Idea 7: enjoy an automated Journal Finder

Paper title

The role of marketeers in cross-cultural business-to-business relationships

Paper abstract Don't have an abstract? ▾

Representatives from marketing can play a role as an 'influencer' in the decision making process between business from diverse countries and cultural backgrounds.

Keywords

Business Marketing × Culture Change × Diversity Analysis ×

Field of research

Social Sciences × Select field of research ▾

+ Refine your search


Find journals >

Idea 7: enjoy an automated Journal Finder

Showing 33 journals matching your paper Sort by: Best match

International Journal of Educational Research

OA S ISSN: 0883-0355




Text match score ▼

CiteScore	Impact Factor	Acceptance rate	Time to 1st decision	Time to publication
1.6	1.341	7%	3 weeks	17 weeks

Information Processing and Management

OA S ISSN: 0306-4573




Text match score ▼

CiteScore	Impact Factor	Acceptance rate	Time to 1st decision	Time to publication
5.51	3.892	11%	3 weeks	9 weeks

International Journal of Information Management

OA S ISSN: 0268-4012



Text match score ▼

CiteScore	Impact Factor	Acceptance rate	Time to 1st decision	Time to publication
8.81	5.063	14%	5 weeks	4 weeks

Note: An orange arrow points to the 'Sort by: Best match' dropdown. Two other orange arrows, labeled '1' and '2', point to the 'Information Processing and Management' journal entry.



Questions?





Valuable resources for authors



Researcher Academy

Researcher Academy

Learn

Career path

Blog

James Picken



Unlock your research potential

Navigate your research journey with Researcher Academy. Free e-learning modules developed by global experts. Career guidance and advice. Research news on our blog.

Start learning >

RESEARCH
PREPARATION


WRITING
FOR RESEARCH

PUBLICATION
PROCESS

NAVIGATING
PEER REVIEW

COMMUNICATING
YOUR RESEARCH

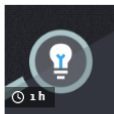
Latest



RESEARCH COLLABORATIONS

Making academia-industry collaborations work
Register Now


20 JUN



TECHNICAL WRITING SKILLS

Systematic reviews 101

1 h



TECHNICAL WRITING SKILLS

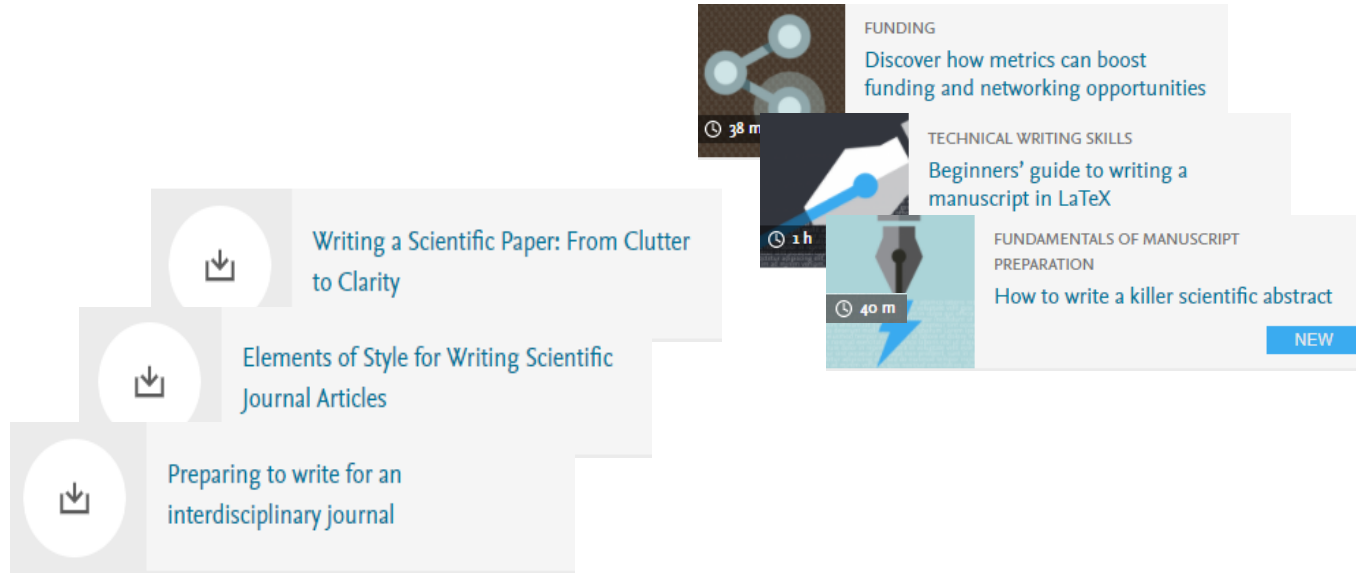
Make the most of your research:
publish your data & methods

28 m

What is Researcher Academy?

A free e-learning platform designed to guide and support Early and Mid-Career Researchers throughout their research journey. In doing so we hope to unlock their potential.

- 45% PhD/Postdoc
- 30% Masters
- 25% Other



Reach the highest standard with Elsevier Author Services

Language Editing services

🕒 1-7 business days

Ensure that your work is written in correct English before submission.

Starts at

\$115

[Explore >](#)

Translation services

🕒 12 business days

Have your work translated in your target language.

[Explore >](#)

Webshop products

Journal issues, article offprints, journal cover posters and more

[> Explore](#)

Illustration services

Turn your ideas or sketches into professional illustrations.

[> Explore](#)

Publish with Elsevier



Elsevier has 140 years' experience curating and verifying scientific knowledge so wherever you are in your publication journey, we are here to help you.

1. Find
a Journal

2. Prepare
your paper

3. Submit
and revise

4. Track
your paper

5. Share
and promote

More information for authors: <https://www.elsevier.com/authors/submit-your-paper>

Elsevier Online Training Hub



<https://bit.ly/ELStraining>

The screenshot shows the Elsevier Online Training Hub page for Central and Eastern Europe. The page features a navigation bar with the Elsevier logo and links for 'O Elsevier', 'Produkty i rozwiązania', 'Usługi', and 'Kupuj i odkrywaj'. Below the navigation bar, the page title is 'Elsevier Online Training Hub' and the subtitle is 'Webinars for Central and Eastern Europe'. The main content area includes a section titled 'What do you want to learn today?' with a description: 'Improve your research work, library work and get new insights from research information arena in many languages. Follow to your country page for local webinars: English | Bulgarian | Croatian | Czech | Polish | Romanian | Ukrainian'. To the right of this section is a 'Quick links' box with links for 'Upcoming Webinars', 'Recorded Webinars', and 'Find us on Facebook'. Below this is a section titled 'Upcoming live Webinars in English' which contains a table of upcoming webinars.

Title	Topic	Date	Hour (CEST)
How to publish an eBook? »	Publishing; eBooks	14/09/2021	12:00
How to use Scopus and SciVal to support Open Science? » Learn about functionalities that you can use to analyse the impact of open Science at the level of researcher, institution or country.	Scopus; SciVal; Open Science	28/09/2021	10:00
How Scopus ensures it covers high-quality content? » Join us to learn about new functionalities in Scopus and how it constantly monitors the quality of indexed sources	Scopus	05/10/2021	10:00
Updating your Scopus Author Profile - step by step instruction » Learn how Scopus Author Profiles are created and curated, and how you can request corrections if needed.	Scopus	07/10/2021	10:00
ScienceDirect: tips and tricks »	ScienceDirect	07/10/2021	12:00

Certificates

Go to: <https://bit.ly/ELS00097>

Workshop code: **FBKIPS**

Take a survey

Get Researcher Academy Certificate*

*You need to be logged in on Researcher Academy website,
registration is free





ELSEVIER

Thank you!

Visit our Facebook pages

facebook.com/ElsevierCEE

Paula Milewska
p.milewska@elsevier.com

Bartek Wieckowski
b.wieckowski@elsevier.com



Where to find information about indexed titles?

1. Monthly list can be found on the [Scopus Content](#) webpage (scroll to the bottom of the page)

Titles on Scopus

Content types included on Scopus are either serial publications that have an ISSN (International Standard Serial Number) such as journals, book series and conference series, or non-serial publications that have an ISBN (International Standard Book Number) such as monographs or one-off conferences. To check if a title is on Scopus, visit the freely available [Source Title page](#) ↗ , or consult the title lists below.

[Download the Source title list \(incl. Scopus discontinued sources list\) ↓](#)

[Download the Book title list ↓](#)

Scopus Sources May 2021

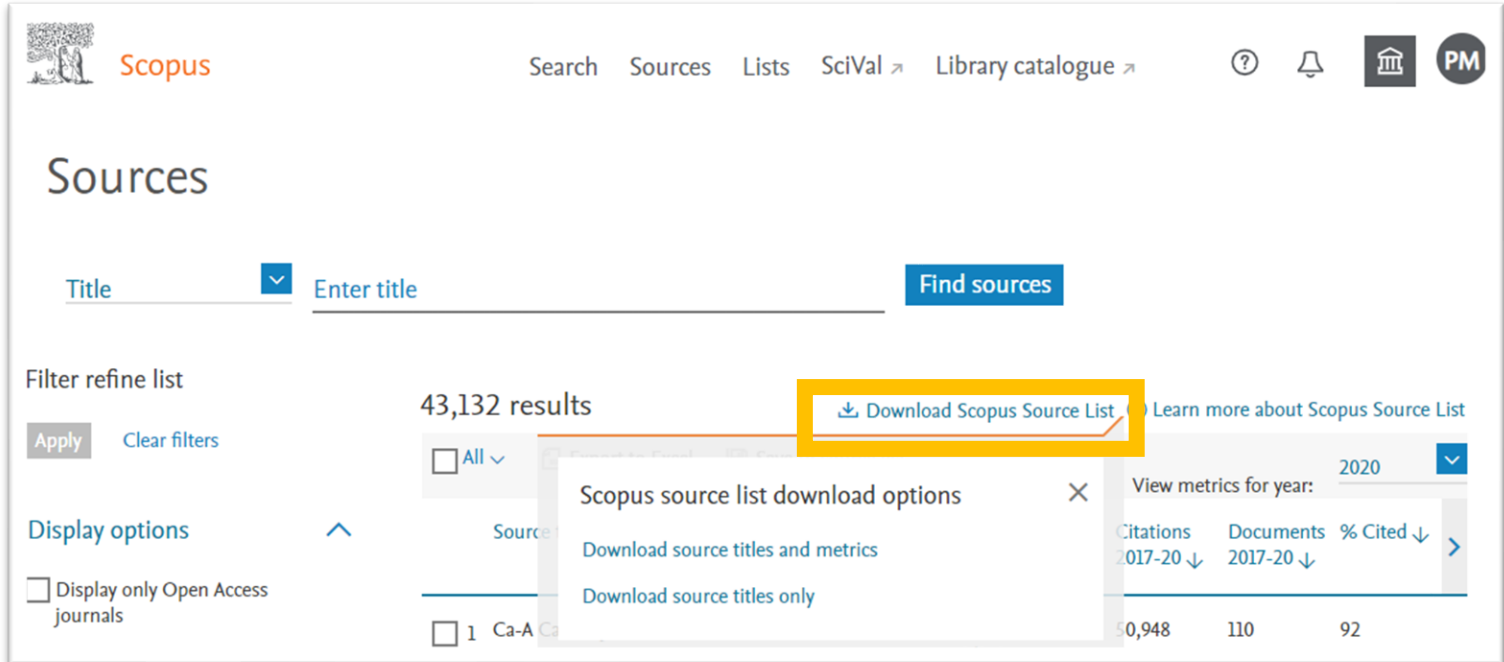
Accepted titles June 2021

Discontinued titles June 2021

Simply click to download the Excel file, and then select the second tab called “Discontinued Titles”.

Where to find information about indexed titles?

2. Monthly list can be found on the [Scopus Sources page](#).



The screenshot shows the Scopus Sources page. At the top, there is a navigation bar with the Scopus logo, search options, and user profile. The main heading is "Sources". Below it, there is a search bar with a dropdown menu set to "Title" and a "Find sources" button. The search results section shows "43,132 results" and a "Download Scopus Source List" link highlighted with a yellow box. A modal window titled "Scopus source list download options" is open, showing two options: "Download source titles and metrics" and "Download source titles only". The modal also shows a table of metrics for the year 2020.

View metrics for year: 2020		
Citations	Documents	% Cited ↓
2017-20 ↓	2017-20 ↓	>
50,948	110	92